

MUR1620FCT to MUR1660FCT

PRV : 200-600 Volts
Io : 16 Ampere

FEATURES :

- * High frequency operation
- * High surge forward current capability
- * High purity, high temperature epoxy encapsulation for enhanced mechanical strength and moisture resistance
- * Guard ring for enhanced ruggedness and long term reliability
- * Solder dip 275 °C max. 7 s, per JESD 22-B106
- * Pb / RoHS Free

MECHANICAL DATA :

- * Case :TO-220AB
Molding compound meets UL 94 V-0 flammability rating
- * Terminals: Tin plated leads, solderable per J-STD-002 and JESD22-B102
- * Polarity: As marked
- * Weight : 1.6 grams (Approximately)

MAXIMUM RATINGS AND ELECTRICAL CHARACTERISTICS

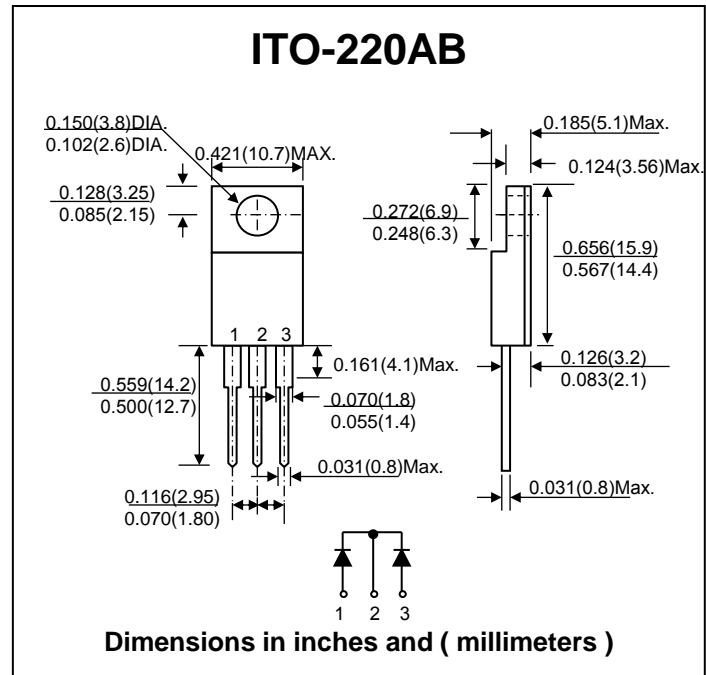
Rating at 25 °C ambient temperature unless otherwise specified.

RATING	SYMBOL	MUR1620FCT	MUR1640FCT	MUR1660FCT	UNIT
Maximum Repetitive Peak Reverse Voltage	VRRM	200	400	600	V
Maximum Average Forward Current @60Hz Sine wave, R-load, Tc (Fig1.)	IF(AV)	16			A
Surge(Non-repetitive)Forward Current @60Hz Sine wave, 1 Cycle, Ta=25°C	IFSM	100			A
Current Squared Time @ 1ms≤t≤8.3ms Tj=25°C	I ² t	41			A ² s
Maximum Instantaneous Forward Voltage per diode at IF = 8.0 A	VF	0.975	1.3	1.5	V
Maximum Reverse Current at Rated DC Ta = 25 °C Blocking Voltage per diode Ta = 125 °C	IR	10			μA
	IR(H)	500			μA
Reverse Recovery Time (Note1)	Trr	50			ns
Typical Thermal Resistance from Junction to Case	RθJC	2.0			°C/W
Junction Temperature Range	TJ	- 55 to + 150			°C
Storage Temperature Range	TSTG	- 55 to + 150			°C

Note :

(1) Reverse Recovery Test Conditions : IF = 0.5A, IR = 1A ; Irr = 0.25 A

Ultra-Fast Recovery Rectifiers



RATING AND CHARACTERISTIC CURVES (MUR1620FCT - MUR1660FCT)

FIG.1 - FORWARD CURRENT DERATING CURRENT

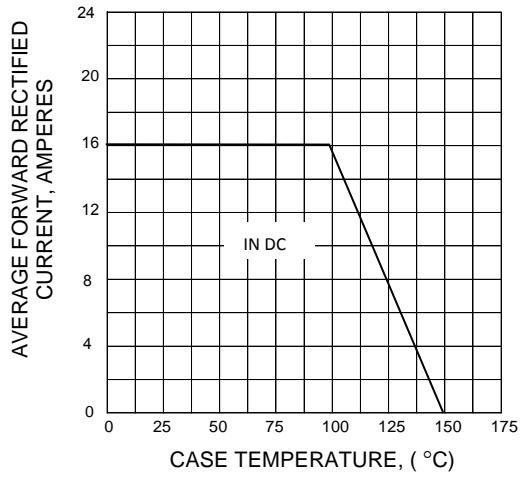


FIG.2 - MAXIMUM NON-REPETITIVE PEAK FORWARD SURGE CURRENT

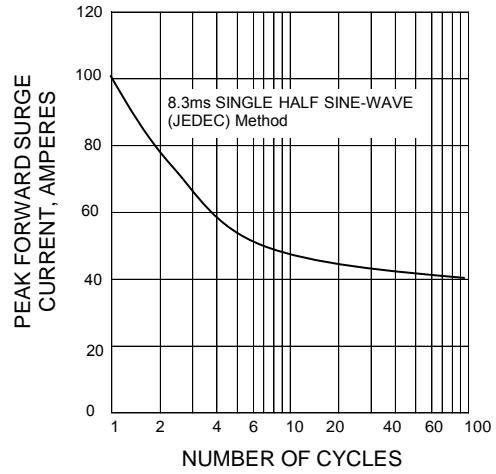


FIG.3 - TYPICAL INSTANTANEOUS FORWARD CHARACTERISTICS

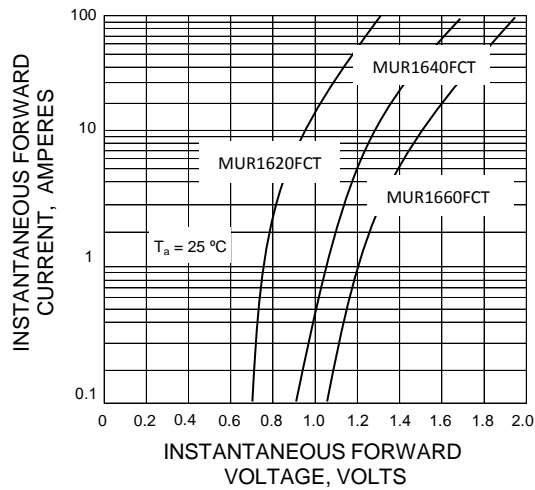


FIG. 4 - TYPICAL REVERSE CHARACTERISTICS

